



Zielzone



Ball

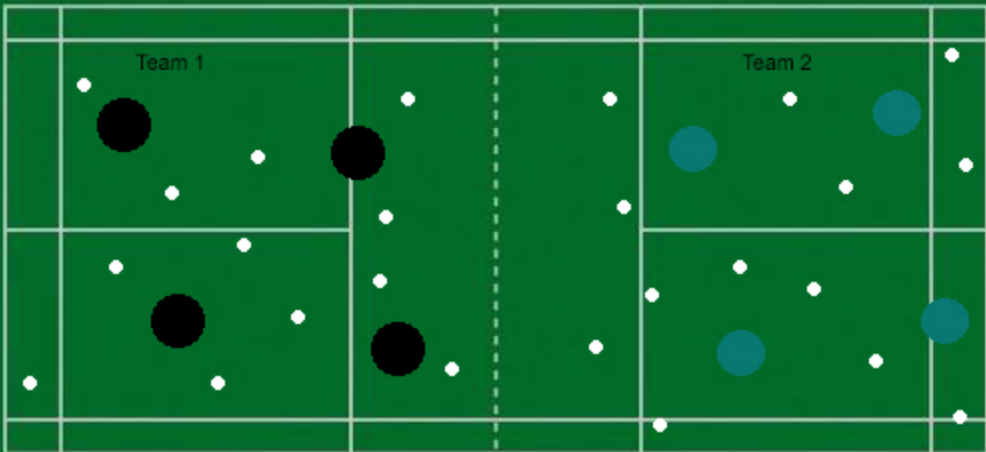


SuS

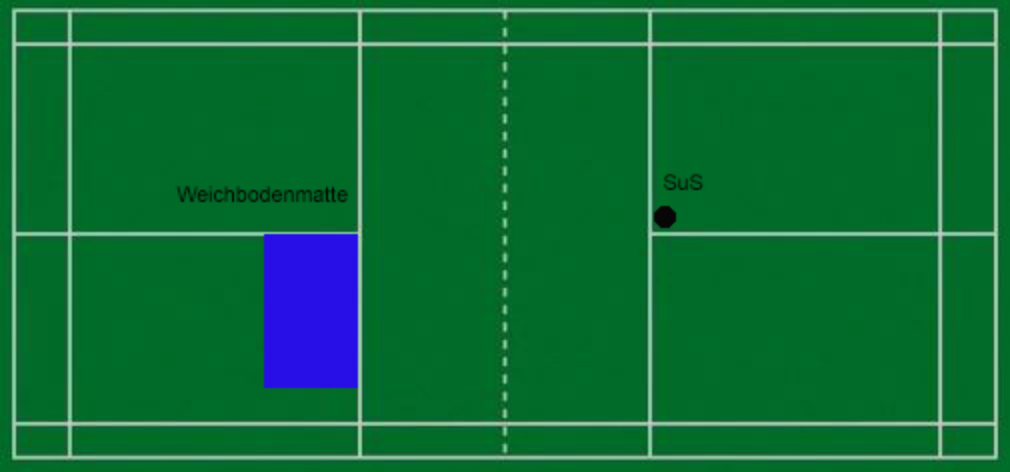
Weichbodenmatte

Team 1

Team 2

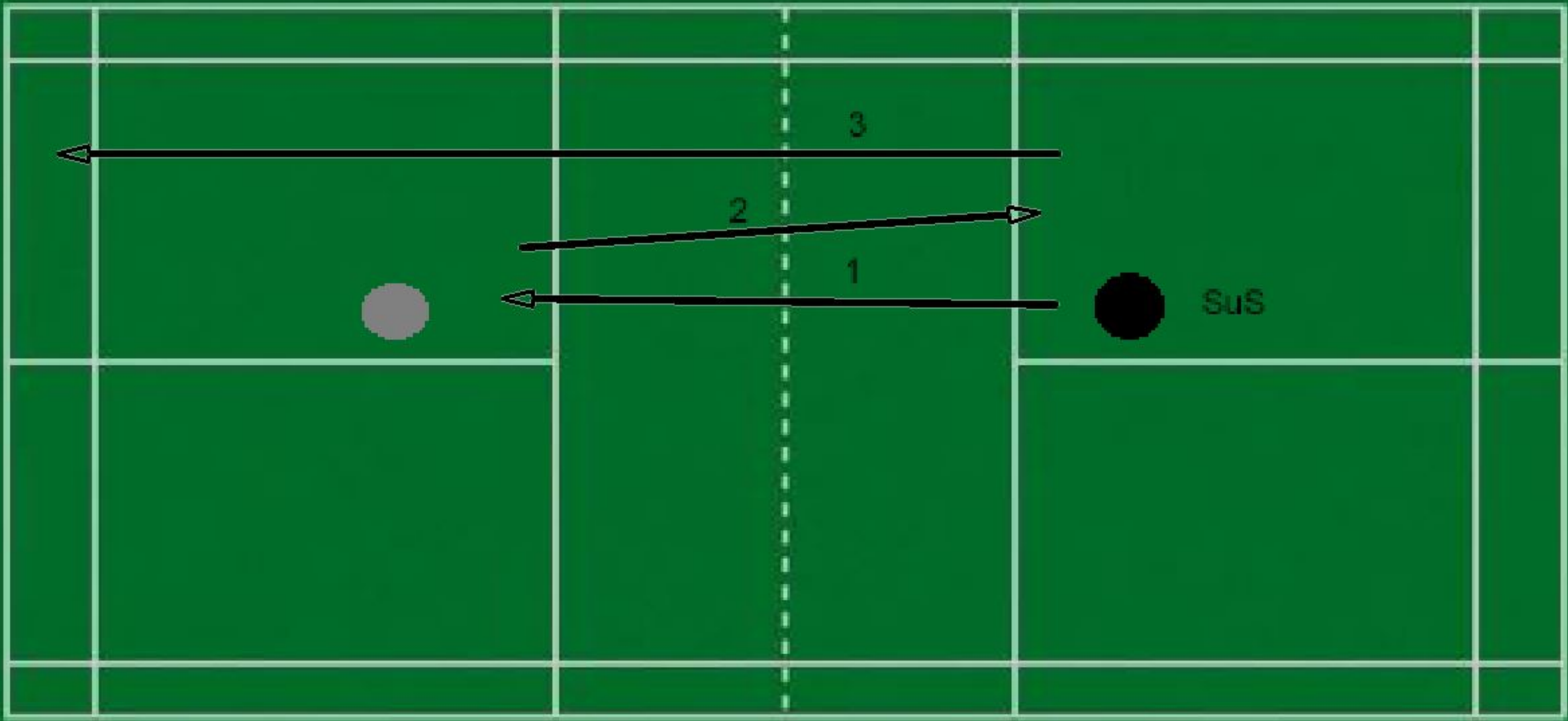


Weichbodenmatte



The diagram shows a green rectangular area divided into a 4x4 grid by white lines. A vertical dashed white line runs through the center of the grid. On the left side, a blue rectangle is positioned in the second row from the bottom, spanning the second and third columns from the left. The text 'Weichbodenmatte' is located above this blue rectangle. On the right side, a black dot is located in the second row from the bottom, in the second column from the right. The text 'SuS' is located above this dot.


SuS



Zuwerfer



Markierungen (Sprungseile)



Weichbodenmatte



A4 Papier



SuS



The diagram is set on a green background with a white grid. A vertical dashed white line runs down the center. On the left side, a thick black vertical bar is labeled 'Zielmarkierung'. A long black arrow points from the right side towards this bar. On the right side, a white circle labeled 'Zuwerfer' has an arrow pointing towards a black circle labeled 'SuS'.

Zielmarkierung

Zuwerfer

SuS

